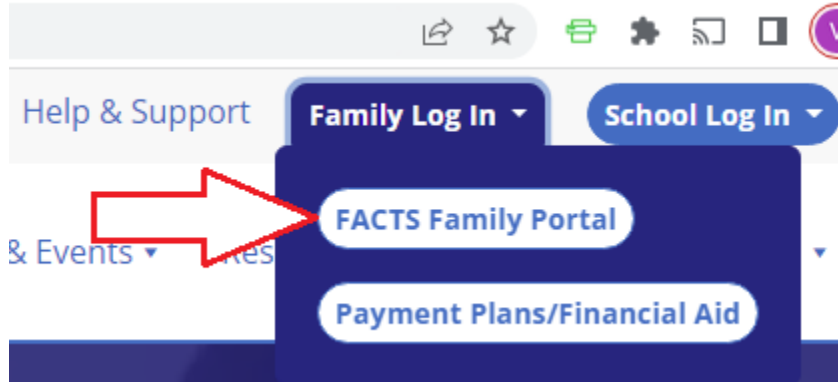


SET UP RENWEB FAMILY PORTAL ACCOUNT

0) This process requires that an e-mail address be on file for you in RenWeb; you will get an error in absence of one. A spouse with existing RenWeb access can use the CKS Family Demographic form in the School | Web Forms section of Family Portal to update your record to include your e-mail address if need be.

1) [*This step is best done on computer instead of a phone or mobile device.*] Go to www.factsmgt.com and click on the Family Login | FACT Family Portal option:



2) Select the "Parent" button, and click the link to create an account:



Family Portal Login

District Code:

User Name:


Password (case-sensitive):

[Forgot User Name/Password?](#)

Parent Student Staff

[Create New Family Portal Account](#)

3) Fill in our district code (CTK-KY) and your e-mail address that we have on file for you, and click the button to initiate the creation of their account:



Family Portal Login

District Code: * Required

Email:


[Back to Login](#)

Must be the email address we have on file for you in RenWeb.

4) You will receive an e-mail with a link and instructions to complete the process. NOTE: That link will be valid for only six hours, after which the process will have to be started anew.

5) Once the account is created and verified, it may be used either in the RenWeb Home app on an iPad or iPhone, or on the Family Portal website on mobile devices or computers/Chromebooks (make sure you select the **Parent** button when logging in). The direct link to Family Portal, which can be used to create a bookmark/favorite, is:

<https://ctk-ky.client.renweb.com/pwr/>

 Log In

District Code:


Username:

Password:

[Forgot Username / Password?](#)

Parent Student Staff

[Create New Family Portal Account](#)



English
English
Español